


DIRECTORATE OF EDUCATION GNCT OF DELHI

**ANALYSIS OF
CBSE RESULT 2018**


CLASS - XII PERFORMANCE



CBSE Class-XII Result

A Quick Look

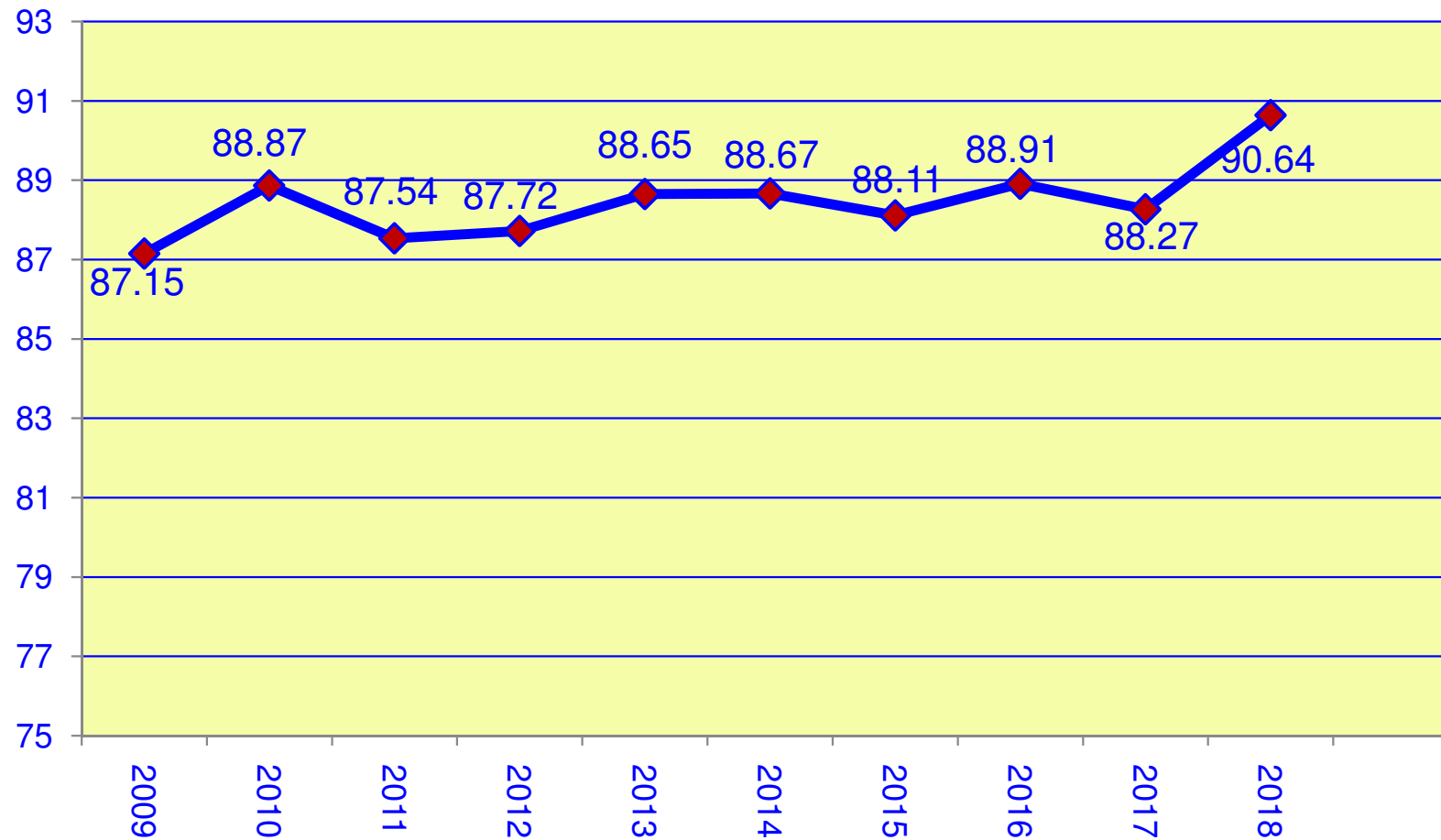
Year	Govt.	RPVV
2018	90.64	99.79
2017	88.27	99.72
Diff.	2.37	0.07



CBSE CLASS – XII RESULT FOR THE LAST TEN YEARS

Year	No. of Students appeared	Pass %
2009	87176	87.15
2010	97402	88.87
2011	112189	87.54
2012	121345	87.72
2013	139003	88.65
2014	166257	88.67
2015	140191	88.11
2016	131354	88.91
2017	121681	88.27
2018	112826	90.64

GRAPHICAL VIEW OF CBSE CLASS XII RESULT FOR THE LAST 10 YEARS



Pass percentage

**Pass Percentage Increased
by 2.37%**

**Appeared Candidates Decreased
by 8855**

Number of Schools with Pass Percentage (CBSE Class XII 2018)

Year	100%	$\geq 90\%$
2018	168	638
2017	112	554
2016	130	545
2015	103	526
2014	111	551
2013	108	521
2012	78	430
2011	70	398

CBSE CLASS - XII RESULT 2018

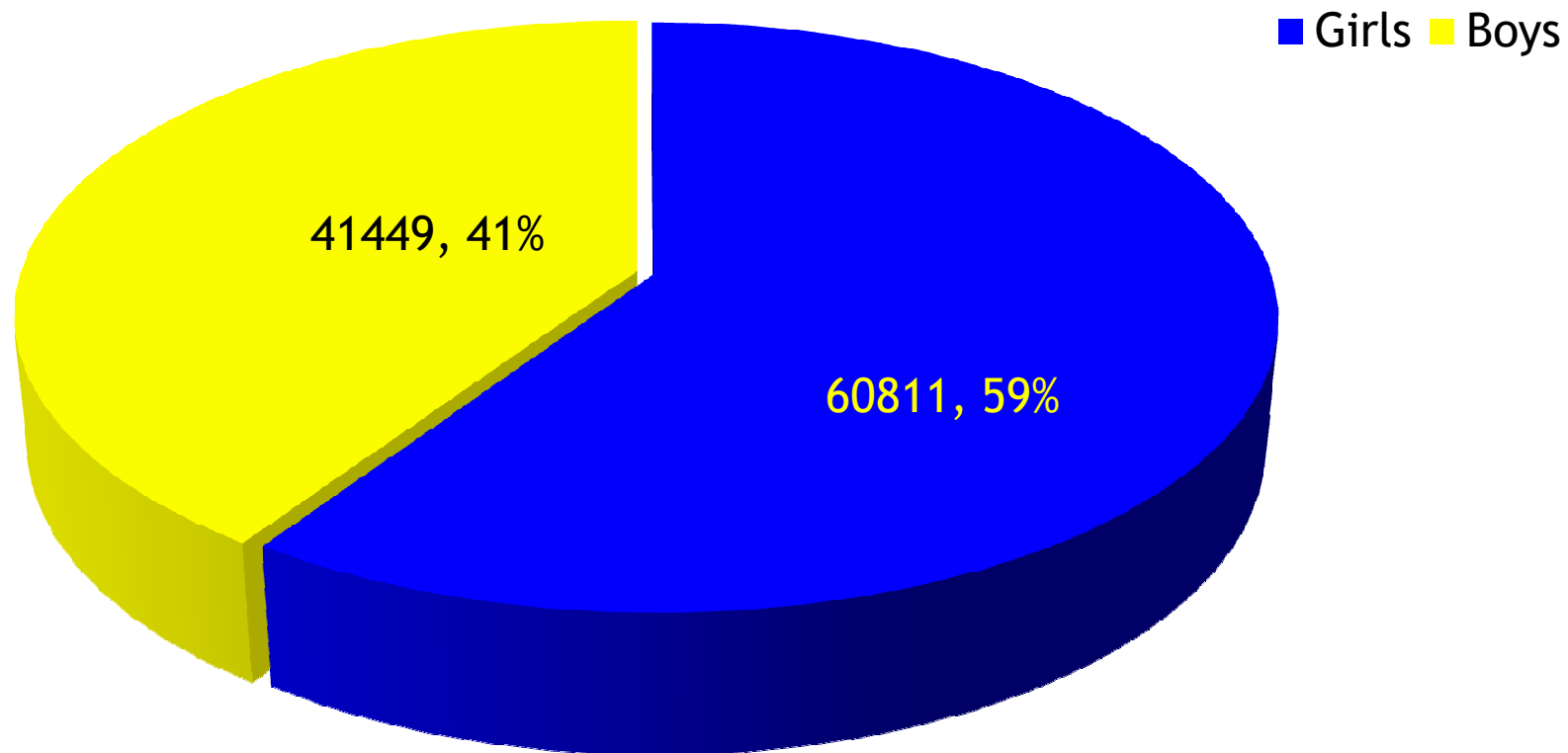
72.17%(638)schools have attained 90% or above Pass Percentage.

86.87%(768)schools have attained more than 80% Pass Percentage.

Gender wise Pass Percentage Class XII 2018

Category	APP	Pass	PP	Average Marks (QI)
Girls	64616	60811	94.11	301.00
Boys	48210	41449	85.98	278.21
Total	112826	102260	90.64	291.26

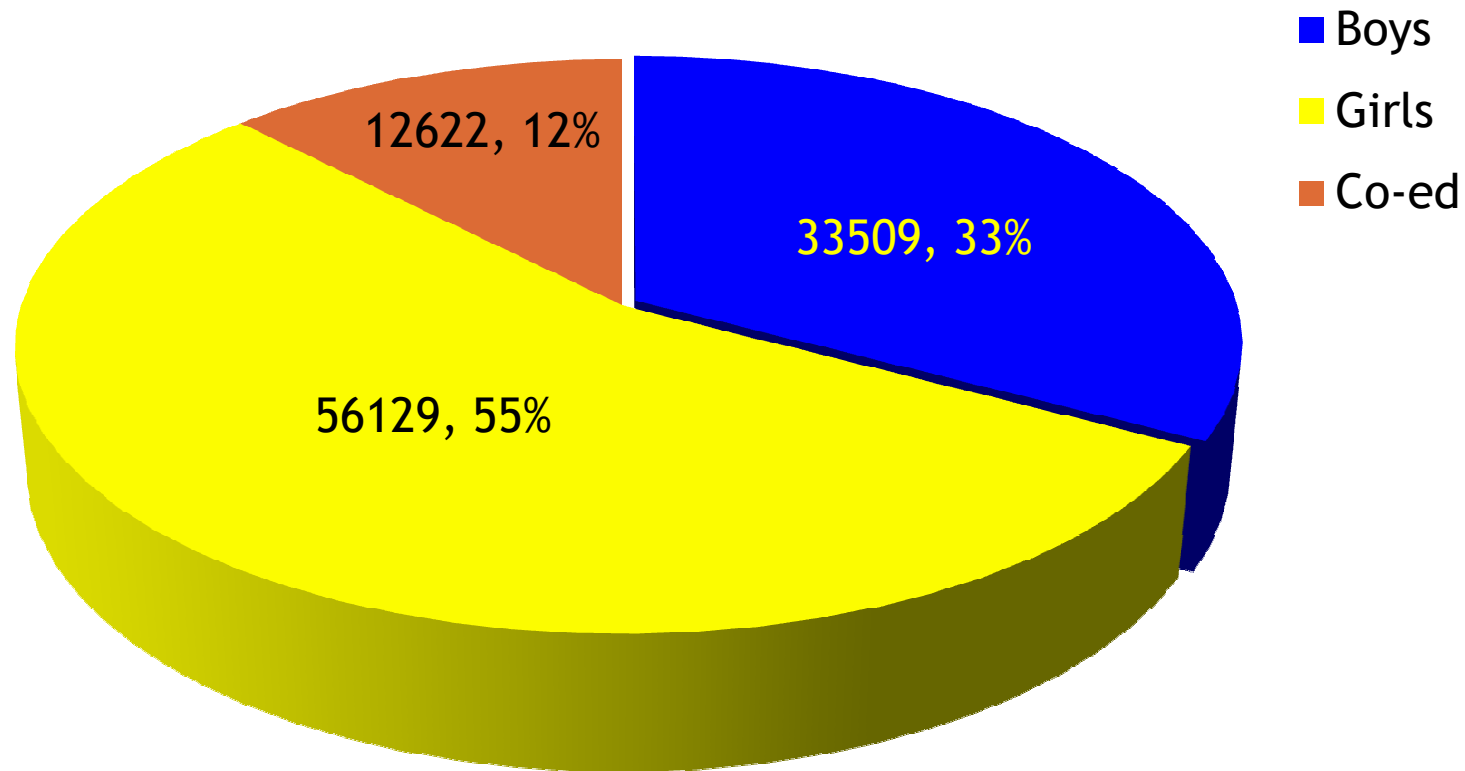
Gender wise Pass Percentage Government (DoE) Class XII 2018



School Gender wise Pass Percentage Class XII 2018

Category	APP	Pass	PP	Average Marks (QI)
Boys	39737	33509	84.33	272.20
Girls	59632	56129	94.13	300.06
Co.Ed.	13457	12622	93.80	308.54
Total	112826	102260	90.64	291.26

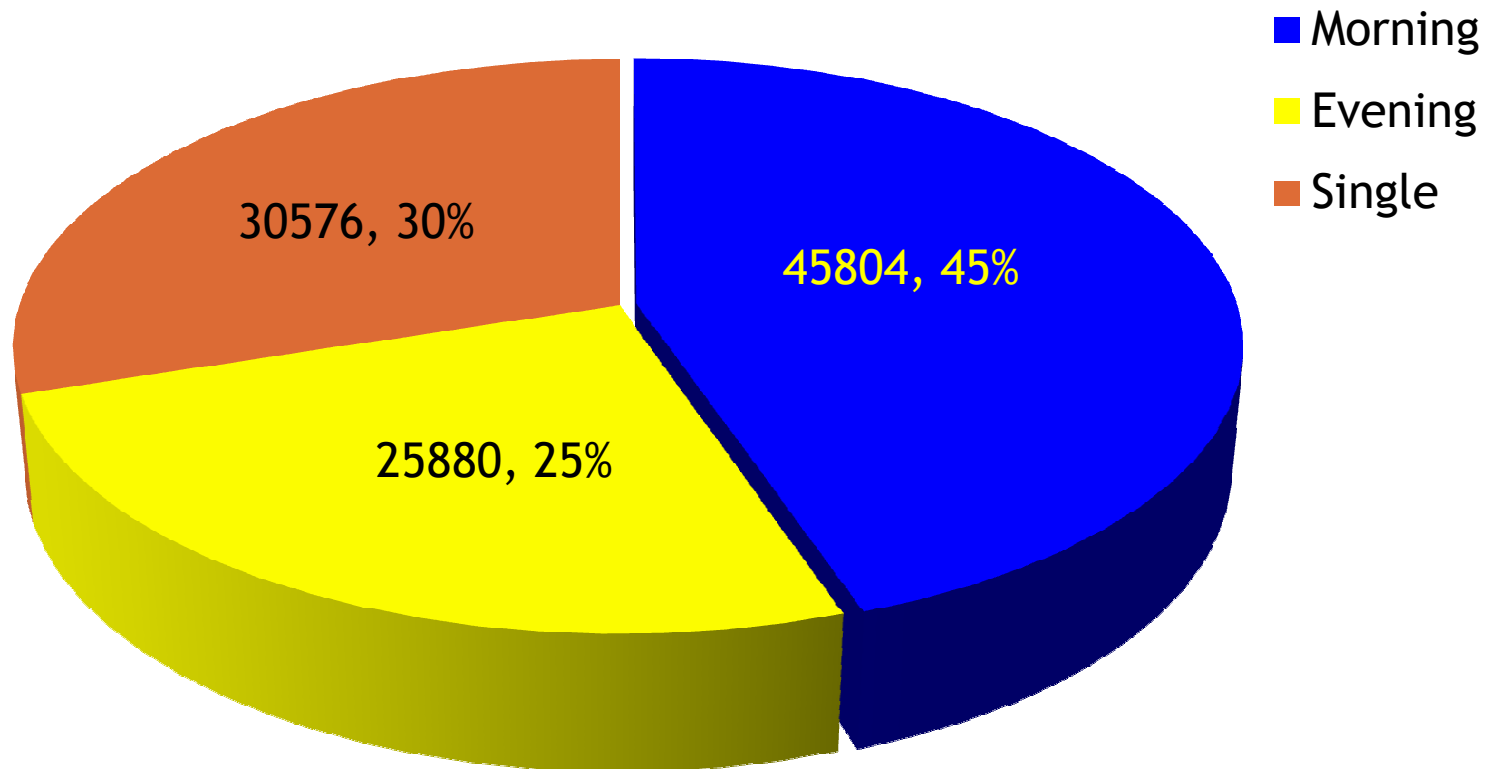
School Gender wise Pass Percentage Class XII 2017



Shift wise Pass Percentage Class XII 2018

Shift	APP	Pass	PP	Average Marks (QI)
Morning	49186	45804	93.12	296.59
Evening	30949	25880	83.62	270.50
Single	32691	30576	93.53	302.90
Total	112826	102260	90.64	291.26

Shift wise Pass Percentage Class XII 2017



School Category wise Pass Percentage Class XII 2017

Gender	App	Pass	PP	Average Marks (QI)
RPVV	1935	1931	99.79	388.09
Sarvodaya	58491	53439	91.36	293.68
Non-Sarvodaya	52400	46890	89.48	284.99
Total	112826	102260	90.64	291.26

Stream Wise Pass Percentage Class XII 2018

Stream	App	Pass	PP	Average Marks (QI)
Science	8391	8136	96.96	342.16
Commerce	20357	17788	87.38	284.38
Arts	78526	71361	90.88	287.10
Vocational	5552	4975	89.61	298.38
Total	112826	102260	90.64	291.26

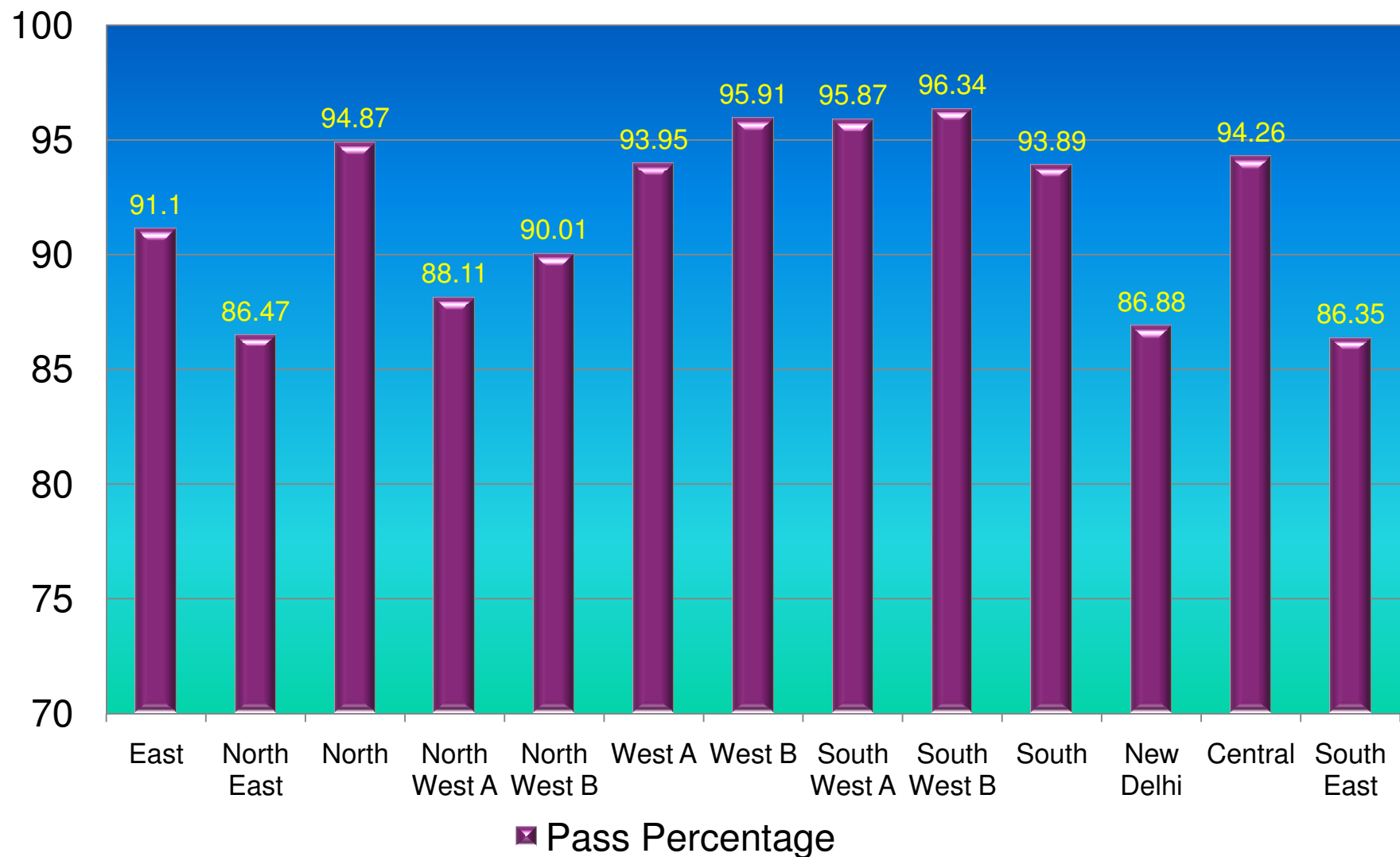
Stream wise Pass Percentage Comparison Class XII 2013 to 2018

Stream	PP 2018	PP 2017	PP 2016	PP 2015	PP 2014	PP 2013
Science	96.96	92.00	95.43	93.95	92.09	92.41
Commerce	87.38	87.30	90.66	90.46	99.39	89.39
Arts	90.88	88.43	88.18	87.30	88.12	87.96
Vocational	89.61	85.23	84.27	85.08	88.79	90.36

District wise Pass Percentage Class XII CBSE 2018

District	App	Pass	PP	Average Marks (QI)	Rank On PP	Rank On QI
East	12401	11297	91.10	291.13	8	8
North East	22365	19338	86.47	281.07	12	11
North	4741	4498	94.87	309.93	4	2
North West A	12702	11192	88.11	280.39	10	12
North West B	13941	12548	90.01	290.59	9	9
West A	5090	4782	93.95	301.59	6	5
West B	10893	10448	95.91	304.09	2	3
South West A	3247	3113	95.87	302.91	3	4
South West B	7127	6866	96.34	317.62	1	1
South	6827	6410	93.89	291.48	7	7
New Delhi	282	245	86.88	284.42	11	10
Central	1464	1380	94.26	300.73	5	6
South East	11746	10143	86.35	279.10	13	13
Grand Total	112826	102260	90.64	291.26		

Graphical view of District-wise Pass Percentage Class-XII CBSE 2018



District wise Comparison CBSE Class XII 2018 with 2017

District	2018				2017				Difference	
	App	Pass	PP	Average Marks (QI)	App	Pass	PP	Average Marks (QI)	PP	Average Marks (QI)
East	12401	11297	91.10	291.13	13451	11876	88.29	283.29	2.81	7.84
North East	22365	19338	86.47	281.07	23456	19590	83.52	273.59	2.95	7.48
North	4741	4498	94.87	309.93	5441	4971	91.36	296.08	3.51	13.85
North West A	12702	11192	88.11	280.39	13277	11268	84.87	273.09	3.24	7.3
North West B	13941	12548	90.01	290.59	15416	13600	88.22	281.59	1.79	9
West A	5090	4782	93.95	301.59	5636	5126	90.95	293.73	3	7.86
West B	10893	10448	95.91	304.09	11465	10896	95.04	299.46	0.87	4.63
South West A	3247	3113	95.87	302.91	3465	3196	92.24	293.29	3.63	9.62
South West B	7127	6866	96.34	317.62	7500	7201	96.01	313.30	0.33	4.32
South	6827	6410	93.89	291.48	7506	6890	91.79	286.38	2.1	5.1
New Delhi	282	245	86.88	284.42	326	270	82.82	278.89	4.06	5.53
Central	1464	1380	94.26	300.73	1557	1358	87.22	280.94	7.04	19.79
South East	11746	10143	86.35	279.10	13185	11165	84.68	273.15	1.67	5.95
Total	112826	102260	90.64	291.26	121681	107407	88.27	283.86	2.37	7.4

CBSE CLASS-XII RESULT 2018

Difference Between Top and Bottom Districts Pass Percentage

2018	2017	2016	2015	2014	2013
9.99	13.19	13.23	12.91	15.48	13.57

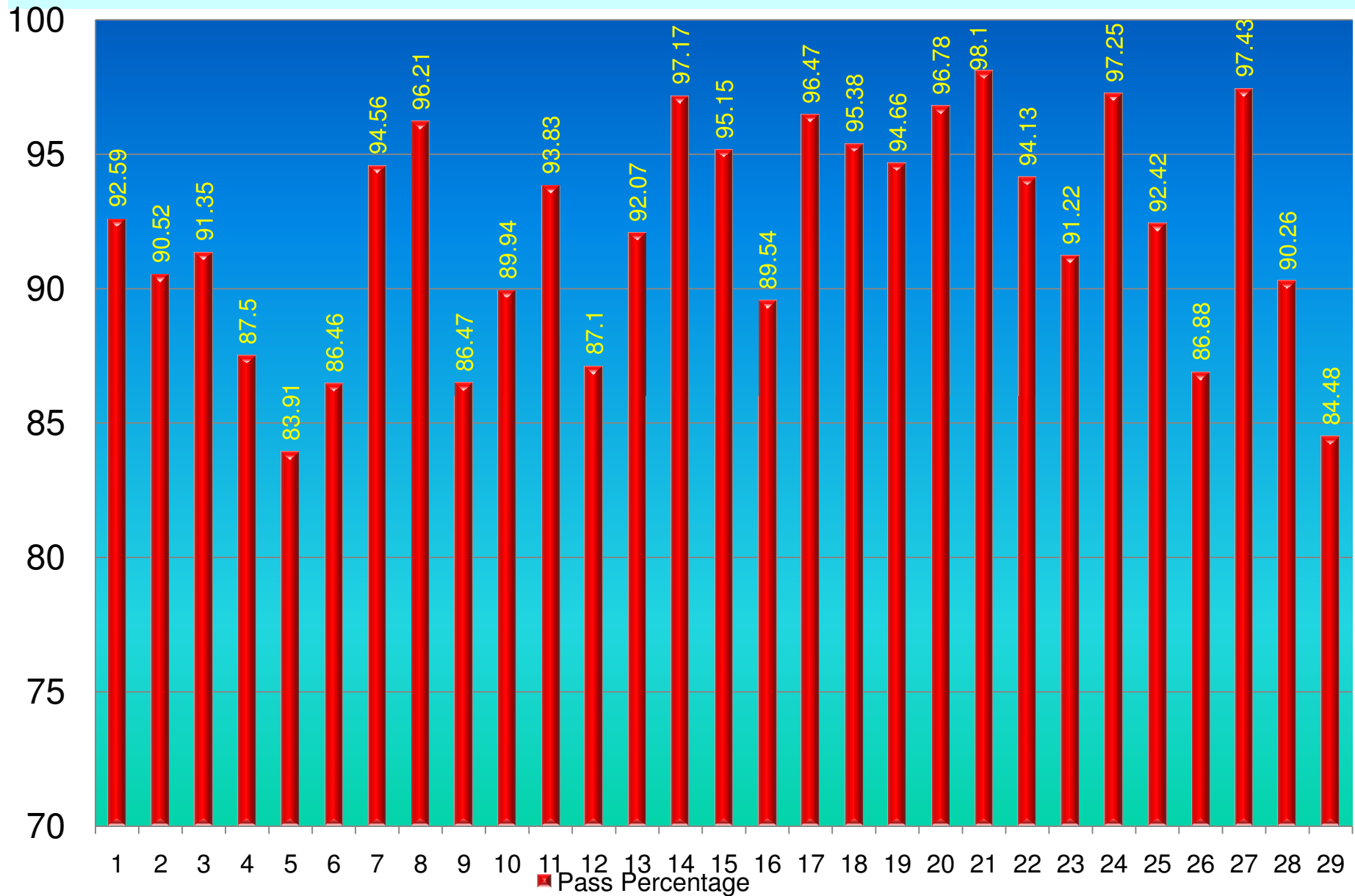
Zone - Wise CBSE Class XII 2018

Zone	App	Pass	PP	Average Marks(QI)	Rank On PP	Rank On QI
1	2457	2275	92.59	298.03	14	13
2	7425	6721	90.52	287.71	19	18
3	2519	2301	91.35	294.47	17	17
4	10927	9561	87.50	282.07	23	23
5	4412	3702	83.91	278.95	29	28
6	7026	6075	86.46	280.83	27	25
7	3844	3635	94.56	310.76	11	5
8	897	863	96.21	306.37	7	8
9	6679	5775	86.47	279.22	26	27
10	6023	5417	89.94	281.68	21	24
11	2871	2694	93.83	300.15	13	10
12	6808	5930	87.10	280.79	24	26
13	4262	3924	92.07	299.79	16	12
14	1837	1785	97.17	310.95	4	4
15	1504	1431	95.15	306.43	9	7

Zone - wise CBSE Class XII 2018

Zone	App	Pass	PP	Average Marks (QI)	Rank On PP	Rank On QI
16	1749	1566	89.54	287.61	22	19
17	5332	5144	96.47	310.56	6	6
18	5561	5304	95.38	297.90	8	14
19	1385	1311	94.66	300.08	10	11
20	1862	1802	96.78	305.01	5	9
21	3957	3882	98.10	318.62	1	1
22	3170	2984	94.13	316.38	12	2
23	3806	3472	91.22	286.49	18	21
24	3021	2938	97.25	297.78	3	15
25	2770	2560	92.42	296.76	15	16
26	282	245	86.88	284.42	25	22
27	817	796	97.43	311.93	2	3
28	647	584	90.26	286.59	20	20
29	8976	7583	84.48	273.65	28	29
TOTAL	112826	102260	90.64	291.26		

Zone-wise Pass Percentage Class-XII 2018



RPVVs Performance - 2018 CBSE Class XII at a glance

S.No.	Sch Id	School Name	App	Pass	PP	Average Marks (QI)	Rank On QI
1	1821137	Dwarka Sector-10, RPVV	135	135	100.00	424.84	1
2	1925334	Lajpat Nagar-RPVV	103	103	100.00	411.44	2
3	1413076	Rohini, Sector 11-RPVV	133	133	100.00	402.11	3
4	1208092	Kishan Ganj-RPVV	83	83	100.00	397.31	4
5	1104149	Yamuna Vihar, Block B-RPVV	139	139	100.00	397.08	5
6	1207113	Civil Lines, RPVV	149	149	100.00	396.42	6
7	1001104	Surajmal Vihar-RPVV	140	140	100.00	394.36	7
8	1003261	Gandhi Nagar-RPVV	129	129	100.00	391.84	8
9	1309124	Shalimar Bagh, Block BT-RPVV	99	99	100.00	386.62	9
10	1106252	Nand Nagri, Block D-RPVV	100	99	99.00	386.14	10
11	1617009	Paschim Vihar, A 6-RPVV	134	134	100.00	383.31	11
12	1720031	Vasant Kunj, B1-RPVV	84	84	100.00	380.80	12
13	1310409	Narela, A-10 Pocket-5, RPVV	95	94	98.95	376.52	15
14	2128031	Karol Bagh, Link Road, Plot No.1-RPVV	91	91	100.00	369.24	21
15	1207108	Raj Niwas Marg, RPVV	146	146	100.00	366.94	22
16	1514023	Hari Nagar, Block BE-RPVV	98	97	98.98	352.18	32
17	1924038	Lodhi Road, Tyagraj Nagar-RPVV	77	76	98.70	351.18	36
TOTAL			1935	1931	99.79	388.09	

RPVVs - A comparison with last year Class XII 2018

S. No	Sch ID	Sch Name	2018				2017				Difference	
			App	Pass	PP	Average Marks	App	Pass	PP	Average Marks	PP	Average Marks
1	1001104	Surajmal Vihar	140	140	100.00	394.36	129	129	100	397.95	0	-3.59
2	1003261	Gandhi Nagar	129	129	100.00	391.84	120	120	100	359.68	0	32.16
3	1104149	Yamuna Vihar	139	139	100.00	397.08	187	187	100	398.91	0	-1.83
4	1106252	Nand Nagri	100	99	99.00	386.14	89	89	100	392.35	0	-6.21
5	1207108	Raj Niwas Marg	146	146	100.00	366.94	137	134	97.81	355.50	0	11.44
6	1207113	Civil Lines	149	149	100.00	396.42	133	133	100	378.47	0	17.95
7	1208092	Kishan Ganj	83	83	100.00	397.31	78	78	100	399.74	0	-2.43
8	1309124	Shalimar Bagh	99	99	100.00	386.62	89	89	100	391.11	0	-4.49
9	1310409	Narela	95	94	98.95	376.52	55	55	100	402.95	0	-26.43
10	1413076	Rohini	133	133	100.00	402.11	121	121	100	386.54	0	15.57
11	1514023	Hari Nagar	98	97	98.98	352.18	89	88	98.876	361.94	0	-9.76
12	1617009	Paschim Vihar	134	134	100.00	383.31	113	113	100	390.75	0	-7.44
13	1720031	Vasant Kunj	84	84	100.00	380.80	106	106	100	354.10	0	26.70
14	1821137	Dwarka Sec-10	135	135	100.00	424.84	103	103	100	415.51	0	9.33
15	1924038	Lodhi Road	77	76	98.70	351.18	87	86	98.851	331.93	0	19.25
16	1925334	Lajpat Nagar	103	103	100.00	411.44	79	79	100	383.68	0	27.76
17	2128031	Karol Bagh	91	91	100.00	369.24	49	49	100	367.10	0	2.14

Top 15 Non-Pratibha Schools on Basis of QI, Class XII 2018

Sno	Sch Id	School Name	App	Pass	PP	Average Marks (QI)	Rank On QI
1	1821033	Shahabad Mohammadpur- SKV	32	32	100.00	379.28	1
2	1822051	Ghumanhera-GGSSS	22	22	100.00	376.59	2
3	1821204	Dwarka Sector-22, G(Co-ed)SSS	91	91	100.00	374.60	3
4	1822003	Surhera-SV	125	125	100.00	374.49	4
5	1822048	Ujwa-GGSSS	28	28	100.00	370.96	5
6	1822002	Najafgarh-S(Co-ed)V	91	90	98.90	369.75	6
7	1822031	Khera Dabar-G(Co-ed)SSS	22	22	100.00	369.27	7
8	1822056	Khaira-GGSSS	69	69	100.00	366.62	8
9	1822066	Najafgarh, Jharoda Kalan-GGSSS	69	69	100.00	366.51	9
10	1104027	Yamuna Vihar, Block B, No.2-GGSSS	233	233	100.00	361.97	10
11	1413078	Karala-SKV	148	148	100.00	356.06	11
12	1822040	Kair-SKV	19	19	100.00	355.68	12
13	1617021	Nangloi-GGSSS	134	134	100.00	354.57	13
14	2127179	Lal Kuan, Zeenat Mahal, No.2-SKV	63	63	100.00	353.68	14
15	1618264	Mohan Garden-GGSSS	144	144	100.00	352.72	15

PP & QI of Urdu Medium Schools Class XII 2018

School ID	School Name	App	Pass	PP	QI
1105008	Jafrabad- SBV	246	138	56.10	233.92
1105018	Jafrabad, Zeenat Mahal(Urdu Medium)-SKV	539	438	81.26	285.24
1208027	Quresh Nagar, GGSSS	17	17	100.00	351.94
1208090	Inder Lok-SKV	65	63	96.92	299.20
1925002	Noor Nagar- SBV	112	78	69.64	257.09
1925035	Noor Nagar-SKV	243	204	83.95	283.64
1925049	Joga Bai-GGSSS	113	111	98.23	309.85
1925052	Joga Bai-GBSSS	41	34	82.93	269.37
2127002	Jama Masjid, No.1(Urdu Medium)-SBV	19	18	94.74	298.95
2127003	Darya Ganj, Pataudi House-SBV	30	28	93.33	323.07
2127017	Jama Masjid, No.2-SKV	51	51	100.00	323.67
2127021	Bulbuli Khana-SKV	72	66	91.67	283.35
2127025	Chashma Building(Urdu Medium)-GGSSS	40	39	97.50	338.90
2127027	Kalan Mahal-GGSSS	27	25	92.59	318.74
2127179	Lal Kuan, Zeenat Mahal, No.2-SKV	63	63	100.00	353.68

Comparison of Urdu Medium Schools on the Basis of PP & QI of - 2018 & 2017

School ID	School Name	2018				2017				Difference	
		App	Pass	PP	QI	App	Pass	PP	QI	PP	QI
1105008	Jafrabad- SBV	246	138	56.10	233.92	237	119	50.21	219.49	5.89	14.44
1105018	Jafrabad, Zeenat Mahal(Urdu Medium)-SKV	539	438	81.26	285.24	555	481	86.67	289.82	-5.41	-4.58
1208027	Quresh Nagar, GGSSS	17	17	100.00	351.94	18	17	94.44	302.22	5.56	49.72
1208090	Inder Lok-SKV	65	63	96.92	299.20	48	48	100.00	320.98	-3.08	-21.78
1925002	Noor Nagar- SBV	112	78	69.64	257.09	138	96	69.57	249.15	0.08	7.94
1925035	Noor Nagar-SKV	243	204	83.95	283.64	272	252	92.65	296.27	-8.70	-12.63
1925049	Joga Bai-GGSSS	113	111	98.23	309.85	117	115	98.29	322.28	-0.06	-12.43
1925052	Joga Bai-GBSSS	41	34	82.93	269.37	42	38	90.48	262.07	-7.55	7.30
2127002	Jama Masjid, No.1(Urdu Medium)-SBV	19	18	94.74	298.95	28	27	96.43	258.61	-1.69	40.34
2127003	Darya Ganj, Pataudi House-SBV	30	28	93.33	323.07	28	24	85.71	283.46	7.62	39.60
2127017	Jama Masjid, No.2-SKV	51	51	100.00	323.67	65	65	100.00	353.08	0.00	-29.41
2127021	Bulbuli Khana-SKV	72	66	91.67	283.35	63	60	95.24	296.02	-3.57	-12.67
2127025	Chashma Building(Urdu Medium)-GGSSS	40	39	97.50	338.90	38	37	97.37	334.95	0.13	3.95
2127027	Kalan Mahal-GGSSS	27	25	92.59	318.74	21	20	95.24	297.00	-2.65	21.74
2127179	Lal Kuan, Zeenat Mahal, No.2-SKV	63	63	100.00	353.68	60	60	100.00	339.63	0.00	14.05

CBSE CLASS – XII RESULT 2018

Top Govt. School in Overall Average Marks (QI)

RPVV Dwarka Sector-10

**stands on Top with Average Marks (QI) 424.84
Among Delhi Govt. Schools**

**Last Year, RPVV Dwarka Sector-10
with Average Marks (QI) 415.51 was on Top**

No. of Schools with Pass Percentage a comparison between 2018 & 2017 Class XII

YEAR	100%	>/=90% & <100%	>/=80% & <90%	>/=70% & <80%	>/=60% & <70%	<60%	TOTAL
2018	168	470	130	71	28	17	884
2017	112	442	182	77	38	33	884
Diff.	56	28	-52	-6	-10	-16	0

Class-XII CBSE 2018

No. of Schools whose PP has		
Category	Increased	Decreased
$\leq 10\%$	446	271
$>10 \leq 20$	74	31
$>20 \leq 30$	31	10
$>30 \leq 40$	10	0
>40	3	0
Total	564	312

CBSE Class-XII 2017

Number of Schools whose PP has

Year	Increased	Declined	No change	First Time	Total
2018	492	312	72	8	884
2017	388	433	49	14	884
Diff.	104	-121	23	-6	0

CBSE Class-XII 2018
District Wise No. of Schools having PP

District	Total Schools	100%	>/=90% & <100%	>/=80% & <90%	>/=70% & <80%	>/=60% & <70%	<60%
East	101	11	60	13	9	5	3
North East	105	4	51	27	13	7	3
North	49	12	28	8	1	0	0
North West A	95	13	46	15	13	5	3
North West B	112	12	65	20	12	1	2
West A	56	15	34	5	0	1	1
West B	70	14	49	5	2	0	0
South West A	40	15	18	6	1	0	0
South West B	83	38	37	4	3	1	0
South	62	15	34	6	5	2	0
New Delhi	4	1	1	1	0	0	1
Central	31	13	13	2	2	1	0
South East	76	5	34	18	10	5	4
TOTAL	884	168	470	130	71	28	17

Class XII 2018

Zone-wise Number of School and their Pass Percentage

Zone	Total Schools	100%	>/=90% & <100%	>/=80% & <90%	>/=70% & <80%	>/=60% & < 70%	<60%
1	22	1	18	2	0	0	1
2	53	6	28	8	7	3	1
3	26	4	14	3	2	2	1
4	40	2	22	11	2	2	1
5	34	1	15	7	6	3	2
6	31	1	14	9	5	2	0
7	31	5	20	5	1	0	0
8	18	7	8	3	0	0	0
9	47	5	22	10	7	1	2
10	48	8	24	5	6	4	1
11	35	5	24	4	1	1	0
12	45	1	22	10	10	0	2
13	32	6	19	6	1	0	0
14	18	0	18	0	0	0	0
15	20	7	11	2	0	0	0

CBSE-Class XII 2018

Zone-wise Number of School and their Pass Percentage

Zone	Total Schools	100%	>/=90% & <100%	>/=80% & <90%	>/=70% & <80%	>/=60% & < 70%	<60%
16	18	8	5	3	0	1	1
17	36	11	21	2	2	0	0
18	34	3	28	3	0	0	0
19	17	5	8	3	1	0	0
20	23	10	10	3	0	0	0
21	38	16	22	0	0	0	0
22	45	22	15	4	3	1	0
23	36	4	20	6	4	2	0
24	26	11	14	0	1	0	0
26	4	1	1	1	0	0	1
27	19	8	11	0	0	0	0
28	12	5	2	2	2	1	0
25	28	4	16	4	3	0	1
29	48	1	18	14	7	5	3
TOTAL	884	168	470	130	71	28	17

CBSE Class-XII 2018 District Wise No. of Students Secured Marks in 5 Main Subjects

District	Total Students Appeared	$\geq 95\%$ & $< 100\%$	$\geq 90\%$ & $< 95\%$	$\geq 75\%$ & $< 90\%$	$\geq 60\%$ & $< 75\%$	$\geq 50\%$ & $< 60\%$	$< 50\%$
East	12401	4	68	1087	4002	4282	2958
North East	22365	2	75	1658	6301	7342	6987
North	4741	10	64	726	1723	1420	798
North West A	12702	0	44	982	3411	4156	4109
North West B	13941	5	54	1309	4481	4515	3577
West A	5090	0	19	525	1976	1722	848
West B	10893	2	61	1224	4189	3556	1861
South West A	3247	0	6	358	1287	1023	573
South West B	7127	4	77	1245	2878	2082	841
South	6827	1	16	599	2219	2326	1666
New Delhi	282	0	1	23	84	93	81
Central	1464	1	13	186	501	457	306
South East	11746	2	34	850	3304	3812	3744
TOTAL	112826	31	532	10772	36356	36786	28349

CLASS XII 2018**Zone-wise Wise No. of Students Secured Marks in 5 Main Subjects**

Zone	Appeared	>/=95% & <100%	>/=90% & <95%	>/=75% & <90%	>/=60% & < 75%	>/=50% & < 60%	<50%
1	2457	3	32	266	793	837	526
2	7425	0	12	568	2394	2592	1859
3	2519	1	24	253	815	853	573
4	10927	2	39	856	3089	3517	3424
5	4412	0	13	322	1192	1489	1396
6	7026	0	23	480	2020	2336	2167
7	3844	7	52	607	1400	1125	653
8	897	3	12	119	323	295	145
9	6679	0	21	510	1833	2128	2187
10	6023	0	23	472	1578	2028	1922
11	2871	0	14	291	1041	1009	516
12	6808	0	6	462	2019	2229	2092
13	4262	5	34	556	1421	1277	969
14	1837	0	10	234	772	600	221
15	1504	0	5	159	643	494	203

CBSE-Class XII 2018

Zone-wise No. of Students Secured Marks in 5 Main Subjects

Zone	Appeared	$\geq 95\%$ & $< 100\%$	$\geq 90\%$ & $< 95\%$	$\geq 75\%$ & $< 90\%$	$\geq 60\%$ & $< 75\%$	$\geq 50\%$ & $< 60\%$	$< 50\%$
16	1749	0	4	132	561	628	424
17	5332	2	40	722	2158	1622	788
18	5561	0	21	502	2031	1934	1073
19	1385	0	3	141	524	446	271
20	1862	0	3	217	763	577	302
21	3957	4	47	657	1644	1197	408
22	3170	0	30	588	1234	885	433
23	3806	0	6	292	1186	1284	1038
24	3021	1	10	307	1033	1042	628
26	2770	2	27	305	899	907	630
27	282	0	1	23	84	93	81
28	817	0	7	122	315	261	112
25	647	1	6	64	186	196	194
29	8976	0	7	545	2405	2905	3114
TOTAL	112826	31	532	10772	36356	36786	28349

CBSE CLASS – XII RESULT 2018**Less than 50% Result (5 Schools)**

S. No	School ID	School Name	2018				2017				Difference	
			App	Pass	PP	QI	App	Pass	PP	QI	PP	QI
1	1925399	Molar Band, No.3-GBSSS	270	131	48.52	205.97	303	204	67.327	244.37	-18.81	-39.27
2	1002369	Khichripur Village, J.J.Colony- SBV	40	19	47.50	205.10	60	34	56.667	219	-9.17	-2.83
3	1925403	Madanpur Khadar-GBSSS	144	68	47.22	216.17	76	39	51.316	213.605	-4.09	-2.58
4	1309253	Jahangirpuri, Block A- SBV	293	134	45.73	211.02	316	117	37.025	186.845	8.71	8.30
5	1925006	Madanpur Khadar-SBV (Rama Krishna)	276	115	41.67	195.14	348	125	35.92	180.032	5.75	15.11

Quality performance Class XII 2018

Average marks obtained	2018	2017	Difference
>/ = 90%	563	518	45
>/ = 75%	20079	10126	9953

No. of Students Obtained 100/100 in Different Subjects Class XII 2018

Year	No. of Students
2013	13
2014	30
2015	10
2016	28
2017	33
2018	87

SUBJECT WISE CBSE RESULT OF CLASS XII - 2018

Sr. No.	Subjects	App	Pass	PP	QI
1	Accountancy	20650	18499	89.58	52.55
2	Biology	5594	5416	96.818	69.147
3	Business Study	20985	18876	89.95	56.23
4	Chemistry	8391	8244	98.25	71.38
5	Computer Science	1085	1059	97.60	71.33
6	Economics	42991	36273	84.37	56.70
7	English	97594	84104	86.18	45.77
8	Geography	22759	20254	88.99	58.48
9	Hindi	91413	89521	97.93	58.82
10	History	67769	66793	98.56	58.83
11	Home Science	39200	38729	98.80	71.05
12	Information Practice	601	495	82.36	60.37
13	Mathematics	19193	16587	86.42	51.48
14	Physical Education	91480	86864	94.95	60.72
15	Physics	8391	8243	98.24	69.53
16	Political Science	79352	74318	93.66	55.88
17	Punjabi	394	391	99.24	63.24
18	Sanskrit	13132	12740	97.01	46.08
19	Sociology	15739	14896	94.64	61.74
20	Urdu	1929	1787	92.64	55.68

Subject-wise Comparison CBSE Result 2017 & 2018 for Class XII

Subject	2018		2017		Difference	
	PP	QI	PP	QI	PP	QI
ACCOUNTANCY	89.58	52.55	87.28	53.08	2.30	-0.53
BIOLOGY	96.82	69.15	91.48	66.59	5.34	2.56
BUSINESS STUDIES	89.95	56.23	87.11	56.40	2.84	-0.17
CHEMISTRY	98.25	71.38	92.00	68.88	6.25	2.50
COMPUTER SCIENCE	97.60	71.33	90.01	66.99	7.59	4.34
ECONOMICS	84.37	56.70	89.35	47.07	-4.98	9.63
ENGLISH CORE	86.2	45.77	88.87	48.04	-2.69	-2.27
GEOGRAPHY	88.99	58.48	83.13	58.67	5.86	-0.19
HINDI ELECTIVE	97.93	58.82	88.17	56.83	9.76	1.99
HISTORY	98.56	58.83	87.97	59.03	10.59	-0.20
HOME SCIENCE	98.80	71.05	93.35	64.54	5.45	6.51
INFORMATICS PRAC.	82.36	60.37	82.60	60.61	-0.24	-0.24
MATHEMATICS	86.42	51.48	90.63	48.14	-4.21	3.34
PHYSICAL EDU.	94.95	60.72	88.48	63.36	6.47	-2.64
PHYSICS	98.24	69.53	92.00	66.29	6.24	3.24
POLITICAL SCIENCE	93.66	55.88	88.21	51.23	5.45	4.65
SANSKRIT CORE	97.01	46.08	84.47	48.27	12.54	-2.19
SOCIOLOGY	94.64	61.74	87.33	60.03	7.31	1.71

Bottom 15 Schools on the basis of QI, Class XII 2018

SNo	School ID	School Name	App	Pass	PP	Avg. Marks(QI)
1	1310010	Katewara-GBSSS	58	45	77.59	229.62
2	1924014	Defence Colony, Varun Marg-GBSSS	52	30	57.69	229.02
3	2128014	Karol Bagh, Ramjas Lane- SBV	60	43	71.67	229.02
4	1925249	Tughlakabad Extn.-GBSSS No.3	122	86	70.49	228.02
5	1412086	Sultanpuri, E-Block, GBSSS	106	54	50.94	227.94
6	1310399	HOLAMBI KALAN,METRO VIHAR,A-BLK G(CO-ED)SSS	146	98	67.12	227.55
7	1925356	Tekhand - GBSSS	78	48	61.54	225.82
8	1002177	Trilokpuri, Block 27-SBV	197	128	64.97	219.88
9	1925403	Madanpur Khadar- GBSSS	144	68	47.22	216.17
10	1003205	Shivpuri-G(Co-ed)SSS	48	31	64.58	214.94
11	1003264	Lalita Park-GBSSS	82	45	54.88	213.17
12	1309253	Jahangirpuri, Block A- SBV	293	134	45.73	211.02
13	1925399	Molar Band, No.3- GBSSS	270	131	48.52	205.97
14	1002369	Khichripur Village, J.J.Colony- SBV	40	19	47.50	205.10
15	1925006	Madanpur Khadar- SBV (Rama Krishna)	276	115	41.67	195.14

SCHOOLS WHOSE PP HAS INCREASED BY \geq 20% OVER THE LAST YEAR CLASS XII

1	1002002	Patparganj-SBV (Genda Lal Dixit)	78	78	100	331.79	109	80	73.39	267.52	26.61	64.27
2	1002367	Mandawali, No.2 - SBV	30	30	100	285.13	58	41	70.69	248.64	29.31	36.5
3	1003265	Old Seelampur -SBV	15	14	93.33	267.27	25	18	72	248.8	21.33	18.47
4	1002005	West Vinod Nagar-SBV	187	166	88.77	271.39	202	133	65.84	245.18	22.93	26.2
5	1002013	Dallupura-SBV	150	113	75.33	257.53	236	105	44.49	211.61	30.84	45.92
6	1104007	Ghonda, No.2-GBSSS	69	67	97.1	294.86	65	48	73.85	244.65	23.26	50.21
7	1105114	Jafrabad Extn.-GGSSS	82	78	95.12	287.1	100	75	75	235.05	20.12	52.05
8	1105242	Shastri Park, Buland Masjid, SBV	28	26	92.86	313.43	35	18	51.43	247.17	41.43	66.26
9	1106005	Mandoli-GBSSS	262	216	82.44	275.23	313	194	61.98	236.61	20.46	38.62
10	1105003	Brahmpuri-SBV	131	80	61.07	238.35	166	61	36.75	198.91	24.32	39.44
11	1106120	Saboli- GBSSS	51	31	60.78	245.14	38	15	39.47	202.79	21.31	42.35
12	1208014	Partap Nagar- SKV	24	24	100	315.71	34	27	79.41	267.91	20.59	47.8
13	1208004	Sarai Rohilla-GBSSS	59	57	96.61	289.24	85	53	62.35	248.77	34.26	40.47
14	1207012	Timar Pur-SBV	145	116	80	269.172	159	94	59.12	234.47	20.88	34.71
15	1310008	Pooth Khurd-GBSSS	61	60	98.36	277.213	74	52	70.27	243.65	28.09	33.56
16	1309267	Bakhtawarpur-SKV (BMS)	173	166	95.95	316.619	206	132	64.08	261.14	31.88	55.48
17	1309028	Rana Partap Bagh-SKV	71	66	92.96	274.845	69	46	66.67	230.9	26.29	43.95
18	1310005	Tikri Khurd- SKV	64	59	92.19	293.5	78	47	60.26	254.72	31.93	38.78
19	1309007	Shalimar Bagh, Block AP-GBSSS	48	41	85.42	256.75	67	36	53.73	214.1	31.69	42.65
20	1309270	Mukhmail Pur-G(Co-ed)SSS	74	61	82.43	267.649	76	45	59.21	241.13	23.22	26.52
21	1310458	Tikri Khurd- SBV	51	36	70.59	268.412	69	25	36.23	225.64	34.36	42.77
22	1411019	Bharat Nagar-GBSSS	23	23	100	330.174	23	17	73.91	247.61	26.09	82.56

SCHOOLS WHOSE PP HAS INCREASED BY \geq 20% OVER THE LAST YEAR CLASS XII

23	1411178	Sainik Vihar-G(Co-ed)SSS	23	23	100	313.696	27	21	77.78	261	22.22	52.7
24	1412095	Rani Khera-S(Co-ed)V	106	105	99.06	317.849	140	110	78.57	272.91	20.49	44.94
25	1412035	Sultanpuri, Block BC-GGSSS	117	113	96.58	287.915	85	61	71.77	250.69	24.82	37.22
26	1412085	Sultanpuri, D-Block, GBSSS	33	30	90.91	282.939	63	37	58.73	216.24	32.18	66.7
27	1412083	Sultanpuri, F-Block, GBSSS	49	43	87.76	283.51	61	39	63.93	210.97	23.82	72.54
28	1412288	Sultanpuri, P-Block - GBSSS	59	51	86.44	259.763	109	61	55.96	213.36	30.48	46.4
29	1412006	Sultanpuri, Block BC-GBSSS	51	43	84.31	240.667	81	49	60.49	207.54	23.82	33.12
30	1412005	Sultanpuri, Block C- SBV	127	91	71.65	238.787	184	93	50.54	214.76	21.11	24.03
31	1516013	Prem Nagar-GBSSS	31	31	100	308.581	44	31	70.46	261.86	29.55	46.72
32	1720024	Vasant Vihar, SV	165	162	98.18	286.036	243	168	69.14	236.92	29.05	49.11
33	1923011	Dr. Ambedkar Nagar, Sector V-GBSSS	107	102	95.33	295.944	170	119	70	254.28	25.33	41.66
34	1923066	Dr. Ambedkar Nagar, Sector V, No.3-GBSSS	67	61	91.04	283.119	68	44	64.71	247.06	26.34	36.06
35	2128007	Dev Nagar-GBSSS	25	25	100	310.28	33	20	60.61	223.52	39.39	86.77
36	2128008	Rani Jhansi Road-SBV	51	48	94.12	276.98	56	26	46.43	233.66	47.69	43.32
37	2127015	Mata Sundri Road-SKV	33	31	93.94	294.667	30	19	63.33	260.1	30.61	34.57
38	2128001	Paharganj-SBV	19	14	73.68	278.316	60	32	53.33	211.62	20.35	66.7
39	2128002	Jhandewalan, Plot 6-SBV	36	25	69.44	231	53	22	41.51	202.02	27.94	28.98
40	1925027	Tekhand - GGSSS	36	25	69.44	231	53	22	41.51	202.02	27.94	28.98
41	1925057	Molar Band, No.2-GBSSS	132	118	89.39	265.91	157	97	61.78	236.85	27.61	29.06
42	1924004	Jangpura-GBSSS	199	170	85.43	261.45	312	141	45.19	205.74	40.24	55.71
43	1925356	Tekhand - GBSSS	44	34	77.27	261.52	57	28	49.12	216.63	28.15	44.89
44	1925356	Tekhand - GBSSS	78	48	61.54	225.82	113	44	38.94	189.83	22.6	35.99

SCHOOLS WHOSE PP HAS DECREASED BY <= 20% OVER THE LAST YEAR

SNo	School ID	School Name	2017				2016				Diff	
			APP	PASS	PP	Avg. Mks. (QI)	APP	PASS	PP	Avg. Mks. (QI)	PP	Avg. Mks. (QI)
1	1002015	Mayur Vihar, Phase II, Pkt.B-SBV	36	26	72.22	256.53	62	58	93.55	269.08	-21.33	-12.55
2	1003264	Lalita Park-GBSSS	82	45	54.88	213.17	71	59	83.10	250.85	-28.22	-37.67
3	1105247	New Jafrabad- GBSSS	26	18	69.23	259.08	19	18	94.74	276.37	-25.51	-17.29
4	1310400	GHOGA G(CO-ED)SSS	19	13	68.42	246.74	23	21	91.30	300.91	-22.88	-54.18
5	1310399	HOLAMBI KALAN,METRO VIHAR,A-BLK G(CO-ED)SSS	146	98	67.12	227.55	135	121	89.63	248.72	-22.51	-21.17
6	1309012	Rana Partap Bagh-SBV	16	9	56.25	253.56	28	23	82.14	260.75	-25.89	-7.19
7	1411029	Keshavpuram- SBV	75	49	65.33	264.91	87	80	91.95	310.31	-26.62	-45.40
8	1412086	Sultanpuri, E-Block, GBSSS	106	54	50.94	227.94	42	30	71.43	246.26	-20.49	-18.32
9	1822007	Shikar Pur-SV	32	22	68.75	282.41	23	22	95.65	304.96	-26.90	-22.55
10	1923012	Chirag Delhi-GBSSS	70	48	68.57	246.33	67	61	91.05	256.45	-22.47	-10.12

Subject Toppers

NAMES OF THE STUDENTS WHO HAVE OBTAINED 100 MARKS

S. No	Name of Student	Subject	Marks	Name of School	School ID
1	RUCHI	PAINTING	100	Kalyanpuri-SKV (Mother Teresa)	1002022
2	PUSHPAM KUMARI	HOME SCIENCE	100	Bhola Nath Nagar, No.1-SKV	1001018
3	SANDEEP	SOCIOLOGY	100	Kailash Nagar-SBV	1003004
4	BHARAT	SOCIOLOGY	100	Kailash Nagar-SBV	1003004
5	YOGESH KUMAR	POLITICAL SCIENCE	100	Jhilmil Colony-SBV	1001105
6	NITIN	ECONOMICS	100	Gandhi Nagar-RPVV	1003261
7	ROHIT MOHAR	MATHEMATICS	100	Gandhi Nagar-RPVV	1003261
8	PRACHI PRAKASH	ECONOMICS	100	Surajmal Vihar-RPVV	1001104
9	NITIN	MATHEMATICS	100	Gandhi Nagar-RPVV	1003261
10	DINESH	MATHEMATICS	100	Surajmal Vihar-RPVV	1001104
11	ANIL GOYAL	ECONOMICS	100	Dilshad Garden, Block C-SBV	1106002
12	RONAK YADAV	PAINTING	100	Yamuna Vihar, Block B, No.2-GGSSS	1104027
13	NAGMA	PAINTING	100	New Seelampur, No.2-GGSSS	1105025
14	NAMAN JAIN	ENGG. GRAPHICS	100	Shahadara, G.T. Road-SBV (Gandhi Memorial)	1105001
15	JYOTI	SOCIOLOGY	100	New Usmanpur(Gautam Puri)-GGSSS	1105117
16	AQSA	URDU CORE	100	Shastri Park, Buland Masjid, SKV	1105236
17	AAKANKSHA MISHRA	POLITICAL SCIENCE	100	Nand Nagri, Block D-RPVV	1106252
18	VIDYANSHU MISHRA	MATHEMATICS	100	Yamuna Vihar, Block B-RPVV	1104149
19	ASHA	SOCIOLOGY	100	New Usmanpur(Gautam Puri)-GGSSS	1105117
20	CHITRA KAUSHIK	HISTORY	100	Civil Lines, RPVV	1207113
21	PRANAY BHARDWAJ	MATHEMATICS	100	Sham Nath Marg,Shaheed Amir Chand-SV	1207107
22	JAMALUDDIN	URDU CORE	100	Shastri Park, Buland Masjid, SBV	1105242

NAMES OF THE STUDENTS WHO HAVE OBTAINED 100 MARKS

S. No	Name of Student	Subject	Marks	Name of School	School ID
23	NIKHAT UROOJ	URDU ELECTIVE	100	Quresh Nagar, GGSSS	1208027
24	IFFAT ZAREEN	URDU ELECTIVE	100	Quresh Nagar, GGSSS	1208027
25	MANISHA	PAINTING	100	Roop Nagar, No.1-GGSSS	1207039
26	NIDHI KUMARI	ECONOMICS	100	Model Town, No.1-SKV	1309026
27	GEETAK KUMAR	SOCIOLOGY	100	Jahangirpuri, Block K-GBSSS	1309259
28	APARNA	HISTORY	100	Singhu-G(Co-Ed)SSS	1309268
29	SATYAM	MATHEMATICS	100	Burari-SBV	1207009
30	AMAAN USMANI	HOME SCIENCE	100	Shalimar Bagh, Block BT-RPVV	1309124
31	TANUJA	PAINTING	100	Roop Nagar, No.1-GGSSS	1207039
32	MD ARHAM SIDDIKI	MATHEMATICS	100	Shakurpur, No.2-GBSSS	1411011
33	AJEET	SOCIOLOGY	100	Shakurpur, No.2-GBSSS	1411011
34	RAHUL JHA	MATHEMATICS	100	Rohini, Sector 11-RPVV	1413076
35	GOURAV KUMAR	ECONOMICS	100	Rohini, Sector 11-RPVV	1413076
36	DEEPAK CHANDER JOSHI	MATHEMATICS	100	Rohini, Sector 11-RPVV	1413076
37	MD NADEEM	MATHEMATICS	100	Rohini, Sector 11-RPVV	1413076
38	SEEMA SAHU	MATHEMATICS	100	Rohini, Sector 11-RPVV	1413076
39	DIVYA GUPTA	PAINTING	100	Rohini, Sector 3-SV	1413002
40	MANISH	POLITICAL SCIENCE	100	Mangolpuri, Block P- SBV	1412090
41	TAMANNA GOYAL	MATHEMATICS	100	Rohini, Sector 11-RPVV	1413076
42	PRABHAKAR MISHRA	ECONOMICS	100	Shalimar Bagh, Block BT-RPVV	1309124
43	BHARTI	SOCIOLOGY	100	Madanpur Khadar- SKV	1925062
44	PRATEEK BHARDWAJ	MATHEMATICS	100	Dwarka Sector-10, RPVV	1821137

NAMES OF THE STUDENTS WHO HAVE OBTAINED 100 MARKS

S. No	Name of Student	Subject	Marks	Name of School	School ID
45	SAJADA AFREEN	PAINTING	100	Defence Colony, Block A- SN SKV	1924025
46	AARTI KUMARI	SOCIOLOGY	100	Madanpur Khadar- SKV	1925062
47	MOIZ	SOCIOLOGY	100	Darya Ganj, Pataudi House-SBV	2127003
48	AVINASH RATHORE	PAINTING	100	Kakrola-SBV	1618009
49	AKASH KUMAR SINGH	MATHEMATICS	100	Dwarka Sector-10, RPVV	1821137
50	SUGANDH BHAYANA	ECONOMICS	100	Ramesh Nagar-SKV	1516027
51	JYOTI KUMARI	ECONOMICS	100	Samalka-SKV	1821022
52	SIMPAL	POLITICAL SCIENCE	100	Hari Nagar, Clock Tower- SKV	1514021
53	NISHA	ECONOMICS	100	Vasant Kunj, B1-RPVV	1720031
54	SARITA BHARTI	HOME SCIENCE	100	Mundka Village-SKV	1617014
55	NIDHI GARG	ECONOMICS	100	Amalwas, Jawalपुरi-SKV	1617036
56	SAKSHI JAIN	ECONOMICS	100	Nangloi-GGSSS	1617021
57	SHYAM	SOCIOLOGY	100	Vikas Puri, KG-I/II-GBSSS	1618015
58	NEERAJ	ECONOMICS	100	Hastal, Janta Flats- SBV	1618281
59	AMAN GUPTA	CHEMISTRY	100	Vasant Kunj, B1-RPVV	1720031
60	GARIMA	TYPOGRAPHY &CA ENG	100	Surhera-SV	1822003
61	AMAN GUPTA	MATHEMATICS	100	Vasant Kunj, B1-RPVV	1720031
62	ANSHU SHARMA	ECONOMICS	100	Ishani Govt. Sarvodaya Kanya Vidyalaya G-BLOCK SAKET	1923036
63	VANSHIKA	PAINTING	100	Defence Colony, Block A- SN SKV	1924025
64	YASH KUMAR	ECONOMICS	100	Dwarka Sector-10, RPVV	1821137
65	NABH TOMAR	MATHEMATICS	100	Dwarka Sector-22, G(Co-ed)SSS	1821204
66	SHWETANSHU GOEL	MATHEMATICS	100	Ali Ganj-SV	1924003

NAMES OF THE STUDENTS WHO HAVE OBTAINED 100 MARKS

S. No	Name of Student	Subject	Marks	Name of School	School ID
67	PRINCE KUMAR	MATHEMATICS	100	Dwarka Sector-10, RPVV	1821137
68	VISHU AGGARWAL	ECONOMICS	100	Chattarpur, Acharya Tulsi SBV	1923081
69	KAJAL	PAINTING	100	Jonapur- Baba Neem Karoli, SKV	1923003
70	PRIYANKA	PAINTING	100	Jonapur- Baba Neem Karoli, SKV	1923003
71	JYOTI NEGI	SOCIOLOGY	100	Madanpur Khadar- SKV	1925062
72	PRIYANKA BHATT	PAINTING	100	Defence Colony, Block A- SN SKV	1924025
73	VASUDHA	SOCIOLOGY	100	Madanpur Khadar- SKV	1925062
74	AKASH KUMAR	MATHEMATICS	100	Badarpur, No.2-GBSSS	1925051
75	MANSI	PAINTING	100	Hari Nagar Ashram-SKV	1924043
76	ASHIYA	APP/COMMERCIAL ART	100	Mata Sundri Road-SKV	2127015
77	ANKIT KUMAR	ECONOMICS	100	Lajpat Nagar-RPVV	1925334
78	RIYA YADAV	ECONOMICS	100	Karol Bagh, Link Road, Plot No.1-RPVV	2128031
79	SONIA	HOME SCIENCE	100	Prasad Nagar-SKV (Baba Ramdev)	2128020
80	SITESH	ECONOMICS	100	Janakpuri, Possangipur B1-SV(Co-ed)	1618003
81	HEMANT KUMAR	ECONOMICS	100	Dhansa-GBSSS	1822014
82	MUSKAN	PAINTING	100	Janak Puri, Block D, No.1-SKV	1720014
83	SHIVAM KUMAR	MATHEMATICS	100	Dwarka Sector-10, RPVV	1821137
84	NIKITA	TYPOGRAPHY &CA ENG	100	Surhera-SV	1822003
85	BHARTI RAGHAV	ECONOMICS	100	Palam Enclave, No.1-SKV	1821018
86	SONI	PAINTING	100	Hari Nagar Ashram-SKV	1924043
87	USAMA PARVEZ	SOCIOLOGY	100	Darya Ganj, Pataudi House-SBV	2127003

Subject Toppers of Delhi Govt. Schools Class -XII CBSE 2018

Sr. No.	Name of Student	Subject	Marks	School ID	School Name
1	POOJA JHA	HINDI COURSE-A	100	1002186	New Kondli-GGSSS
2	PRIYANSHI ARORA	HINDI COURSE-A	100	1514014	Tilak Nagar, No.1-GGSSS
3	KHUSHI VERMA	HINDI COURSE-A	100	1003261	Gandhi Nagar-RPVV
4	NAEEM	URDU COURSE-A	98	1925052	Joga Bai-GBSSS
5	URBA BANO	URDU COURSE-A	98	2127031	Lambi Gali- GGSS
6	FATIMA TUZ ZEHRA	URDU COURSE-A	98	2127031	Lambi Gali- GGSS
7	ADEEBA	URDU COURSE-A	98	2127017	Jama Masjid, No.2-SKV
8	MIZBA ARSHAD	URDU COURSE-A	98	2127179	Lal Kuan, Zeenat Mahal, No.2-SKV
9	KISHANDEEP KAUR	PUNJABI	98	1514016	Tilak Nagar, No.3-SKV
10	MOUMITA MAITY	BENGALI	87	1925060	Chitranjan Park-SKV (Shyama Prasad Mukherjee)
11	ASHOK KUMAR	HIND.MUSIC VOCAL	95	1925059	Lajpat Nagar, Ring Road-SBV (Shaheed Hemu Kalani)
12	PANKAJ MODI	HIND.MUSIC VOCAL	95	1925059	Lajpat Nagar, Ring Road-SBV (Shaheed Hemu Kalani)
13	EKTA	MATHEMATICS	100	1821137	Dwarka Sector-10, RPVV
14	VIJAY LUXMI MADDHESHIYA	MATHEMATICS	100	1720031	Vasant Kunj, B1-RPVV
15	MONEY YADAV	MATHEMATICS	100	1617013	Nangloi, Sultanpuri Road-SKV
16	DIMPLE AHUJA	MATHEMATICS	100	1001018	Bhola Nath Nagar, No.1-SKV
17	SHAILESH	MATHEMATICS	100	1208092	Kishan Ganj-RPVV
18	AYUSHI PRIYA	MATHEMATICS	100	1821137	Dwarka Sector-10, RPVV
19	KRITI KAMAL	MATHEMATICS	100	1001104	Surajmal Vihar-RPVV
20	LAKSHITA	MATHEMATICS	100	1104027	Yamuna Vihar, Block B, No.2-GGSSS
21	ANKIT	MATHEMATICS	100	1002014	New Kondli-GBSSS
22	SIMMI	MATHEMATICS	100	1208092	Kishan Ganj-RPVV
23	SANIDHYA S JOHRI	MATHEMATICS	100	1001104	Surajmal Vihar-RPVV
24	VISHAL	MATHEMATICS	100	1618002	Vikas Puri,Block A-SBV
25	GAGAN SHARMA	MATHEMATICS	100	1104149	Yamuna Vihar, Block B-RPVV
26	MOHD SADIQ SAIFI	MATHEMATICS	100	1104149	Yamuna Vihar, Block B-RPVV
27	ANUSHKA JAIN	MATHEMATICS	100	1207108	Raj Niwas Marg, RPVV
28	SRIJAN SAURABH JHA	MATHEMATICS	100	1309124	Shalimar Bagh, Block BT-RPVV

Subject Toppers of Delhi Govt. Schools Class -XII CBSE 2018

Sr. No.	Name of Student	Subject	Marks	School ID	School Name
29	ASHISH ANGEL	MATHEMATICS	100	1207113	Civil Lines, RPVV
30	VISHAL BANIWAL	MATHEMATICS	100	1821137	Dwarka Sector-10, RPVV
31	SAKSHI KAUSHIK	MATHEMATICS	100	1617021	Nangloi-GGSSS
32	ANKIT TIWARI	MATHEMATICS	100	1412009	Mangolpuri, Block U-GBSSS
33	ABHINAV	MATHEMATICS	100	1310409	Narela, A-10 Pocket-5, RPVV
34	VIVEK PRAJAPATI	MATHEMATICS	100	1925051	Badarpur, No.2-GBSSS
35	GARVIT BATRA	MATHEMATICS	100	1617009	Paschim Vihar, A 6-RPVV
36	CHIRANJEEV SINGH	MATHEMATICS	100	2127001	Rouse Avenue-SBV
37	MANOJ	MATHEMATICS	100	1821137	Dwarka Sector-10, RPVV
38	CHIRAG GUPTA	MATHEMATICS	100	1104009	Yamuna Vihar, Block C, No.1-GBSSS
39	HARSH PANDEY	MATHEMATICS	100	1617009	Paschim Vihar, A 6-RPVV
40	HIMANSHU	MATHEMATICS	100	1104018	Yamuna Vihar, Block C, No.1-SKV
41	ABHISHEK KUMAR	MATHEMATICS	100	1104143	Karawal Nagar-GBSSS
42	DIVYA JAIN	MATHEMATICS	100	1618064	Janakpuri, Block A, No.2-GGSSS
43	ADITYA YADAV	MATHEMATICS	100	1618008	Uttam Nagar-SBV
44	ADITYA KUMAR SHRIVASTAV	MATHEMATICS	100	1618191	Bindapur-G(co-ed)SSS
45	DIVYAM VIJAY	MATHEMATICS	100	1617009	Paschim Vihar, A 6-RPVV
46	DEEPAK KUMAR SINGH	MATHEMATICS	100	1104151	Vijay Park-GBSSS
47	KANISHKA	MATHEMATICS	100	1309124	Shalimar Bagh, Block BT-RPVV
48	SHUBHAM KANOJIA	MATHEMATICS	100	1821029	Dwarka, Sector II-G(Co-ed)SSS
49	SHRADHA TIWARI	MATHEMATICS	100	1309124	Shalimar Bagh, Block BT-RPVV
50	MAHIMA	MATHEMATICS	100	1309032	Shalimar Bagh, Block B(AH)-SKV
51	VARUN	MATHEMATICS	100	1309124	Shalimar Bagh, Block BT-RPVV
52	KIRAN RAUTELA	MATHEMATICS	100	1207036	Burari-SKV
53	NITESH	MATHEMATICS	100	1309124	Shalimar Bagh, Block BT-RPVV
54	VARSHA	MATHEMATICS	100	1309124	Shalimar Bagh, Block BT-RPVV
55	ROHIT	MATHEMATICS	100	1822031	Khera Dabar-G(Co-ed)SSS
56	VINOD SINGH	MATHEMATICS	100	1925334	Lajpat Nagar-RPVV

Subject Toppers of Delhi Govt. Schools Class -XII CBSE 2018

Sr. No.	Name of Student	Subject	Marks	School ID	School Name
57	SITAM MAHANTI	MATHEMATICS	100	1309124	Shalimar Bagh, Block BT-RPVV
58	YASH SHARMA	MATHEMATICS	100	1104018	Yamuna Vihar, Block C, No.1-SKV
59	AYUSHI GOYAL	MATHEMATICS	100	1617009	Paschim Vihar, A 6-RPVV
60	KARISHMA GOYAL	MATHEMATICS	100	1413078	Karala-SKV
61	RISHABH KUMAR	MATHEMATICS	100	1207108	Raj Niwas Marg, RPVV
62	PRINCE KUMAR	MATHEMATICS	100	1413004	Rohini, Sector 6-SV
63	PAVNEET KAUR	MATHEMATICS	100	1515022	Rajouri Garden Main-SKV
64	DEEPAK SHARMA	HOME SCIENCE	79	1719070	R.K.Puram, Sector-6, Govt. S.(Co-ed) SSS
65	SEHRISH	HINDI COURSE-B	98	2127017	Jama Masjid, No.2-SKV
66	DIVYA RAGHUVANSHI	SCIENCE	100	1104149	Yamuna Vihar, Block B-RPVV
67	DIMPLE AHUJA	SCIENCE	100	1001018	Bhola Nath Nagar, No.1-SKV
68	ABHISHEK KUMAR	SCIENCE	100	1925402	Molar Band, No.2- SBV
69	GAGAN SHARMA	SCIENCE	100	1104149	Yamuna Vihar, Block B-RPVV
70	MOHD EISA	SCIENCE	100	2127001	Rouse Avenue-SBV
71	POOJA JHA	SOCIAL SCIENCE	100	1002186	New Kondli-GGSSS
72	RACHNA	SOCIAL SCIENCE	100	1412027	Pooth Kalan-SKV
73	ASHISH KUMAR SINGH	SOCIAL SCIENCE	100	1001002	Vivek Vihar-SBV
74	TRIPTI PANDEY	SOCIAL SCIENCE	100	1310022	Bhorgarh-G(Co-ed)SSS
75	GARIMA CHAUDHARY	SOCIAL SCIENCE	100	1925037	Molar Band- SKV
76	VANDANA CHAUBEY	SOCIAL SCIENCE	100	1002186	New Kondli-GGSSS
77	PRIYANKA	SOCIAL SCIENCE	100	1105117	New Usmanpur(Gautam Puri)-GGSSS
78	LAKHVEER SINGH	ENGLISH COMM.	48	1105241	Brahmpuri, GBSSS, X- BLOCK
79	SHAILESH	SANSKRIT	100	1208092	Kishan Ganj-RPVV
80	PREETI	SANSKRIT	100	1413002	Rohini, Sector 3-SV
81	SIMMI	SANSKRIT	100	1208092	Kishan Ganj-RPVV
82	RUCHIKA	SANSKRIT	100	1309268	Singhu-G(Co-Ed)SSS
83	PRACHI KAPOOR	FOUNDATION OF I T	71	1515029	Subhash Nagar, No.1-GGSSS
84	DIVYA RAGHUVANSHI	ENGLISH LNG & LIT.	99	1104149	Yamuna Vihar, Block B-RPVV

Subject Toppers of Delhi Govt. Schools Class -XII CBSE 2018

Sr. No.	Name of Student	Subject	Marks	School ID	School Name
85	SHILPI	ENGLISH LNG & LIT.	99	1207039	Roop Nagar, No.1-GGSSS
86	ANSHU	ENGLISH LNG & LIT.	99	1720033	Ghitorni-SKV
87	ANNU PRIYA	ENGLISH LNG & LIT.	99	1001104	Surajmal Vihar-RPVV
88	POOJA KUMARI	ENGLISH LNG & LIT.	99	1413067	Prashant Vihar-SKV
89	GUNGUN KUMARI	ENGLISH LNG & LIT.	99	1003034	Gandhi Nagar, No.2-GGSSS
90	KANCHAN	ENGLISH LNG & LIT.	99	1923036	Ishani Govt. Sarvodaya Kanya Vidyalaya G-BLOCK SAKET
91	NAZ BI	URDU COURSE-B	100	1104022	Khajoori Khas-SKV
92	AKSHA	URDU COURSE-B	100	1104022	Khajoori Khas-SKV
93	SHEEBA	URDU COURSE-B	100	1104022	Khajoori Khas-SKV
94	AKSHA RANI	URDU COURSE-B	100	1104022	Khajoori Khas-SKV
95	NISHA	URDU COURSE-B	100	1925345	Jasola Village, GGSSS
96	SURAIYA FATMA	URDU COURSE-B	100	1104022	Khajoori Khas-SKV
97	MANOJ KUMAR	DY. OF RETAILING	98	1411017	Pitampura, Block SU-GBSSS
98	CHANDAN KUMAR THAKUR	INFO TECHNOLOGY	99	1925333	Shahpur Jat-S(Co-Ed)V
99	VIJAY LUXMI MADDHESHIYA	SECURITY	97	1720031	Vasant Kunj, B1-RPVV
100	RAHUL RAWAT	AUTOMOBILE TECH	96	1104149	Yamuna Vihar, Block B-RPVV
101	KRITI KAMAL	INTR TO FIN & MKT	98	1001104	Surajmal Vihar-RPVV
102	NITIKA GODIYAL	INTR TO FIN & MKT	98	1001104	Surajmal Vihar-RPVV
103	SANIDHYA S JOHRI	INTR TO FIN & MKT	98	1001104	Surajmal Vihar-RPVV
104	JYOTIRMAYEE	INTR TO FIN & MKT	98	1001104	Surajmal Vihar-RPVV
105	GIRISHA VASHISTHA	INTR TO FIN & MKT	98	1001104	Surajmal Vihar-RPVV
106	MONEY YADAV	INTR TO TOURISM	98	1617013	Nangloi, Sultanpuri Road-SKV
107	MUSKAN	INTR TO TOURISM	98	1617011	Paschim Vihar, B 3-SKV
108	ALPANA	INTR TO TOURISM	98	1617013	Nangloi, Sultanpuri Road-SKV
109	YANSHIKA YADAV	INTR TO TOURISM	98	1617011	Paschim Vihar, B 3-SKV
110	ROHIT RAI	INTR TO TOURISM	98	1207014	Gokhle Marg-SBV

Top Schools of Delhi Govt. and Aided Schools on the basis of QI Class XII, 2018

Category	Name of School	Average Marks (QI)	Overall Position
Government	Dwarka Sector-10, RPVV	424.84	1 st
	Lajpat Nagar-RPVV	411.44	2 nd
Aided	J P M SSS FOR THE BLIND L B SHASTRI MARG N DELHI	400.19	1 st
	SSLT GUJARAT SR SEC SCH RAJ NIWAS MARG DELHI	391.97	2 nd

Stream-wise Toppers of Delhi Govt Schools Class XII, 2018

Name of Student	Name of School	Marks	Pass	Stream
		Obtained	%	
Prince Kumar	RPVV Dwarka Sec 10	485/500	97	Science
Bharti Raghav	SKV No 1 Palam	481/500	96.2	Commerce
Prachi Prakash	RPPV Surajmal Vihar	481/500	96.2	Commerce
Chitra Kuashik	RPVV Civil Lines	478/500	95.6	Arts
Shahnaz	GGSSS Zama Masjid Panama Building	472/500	94.4	Vocational

Stream-wise Toppers of Aided Schools Class XII, 2018

Name of Student	Name of School	Marks	Pass	Stream
		Obtained	%	
ARYAN AGARWAL	ANDHRA EDN SOCIETY S S S B-3 JANAKPURI N DLI	486/500	97.2	Science
AGHNA SABAT	QUEEN MARY'S GIRLS SR SEC SCH TIS HAZARI DLI	471/500	94.2	Arts
AAKARSH JHA	ANDHRA EDN SOCIETY S S S B-3 JANAKPURI N DLI	482/500	96.4	Commerce
ROSHNI	NAV SHAKTI GIRLS SSS VISHNU DIGAMBER MARG N D	374/500	74.8	Vocational

THANKS